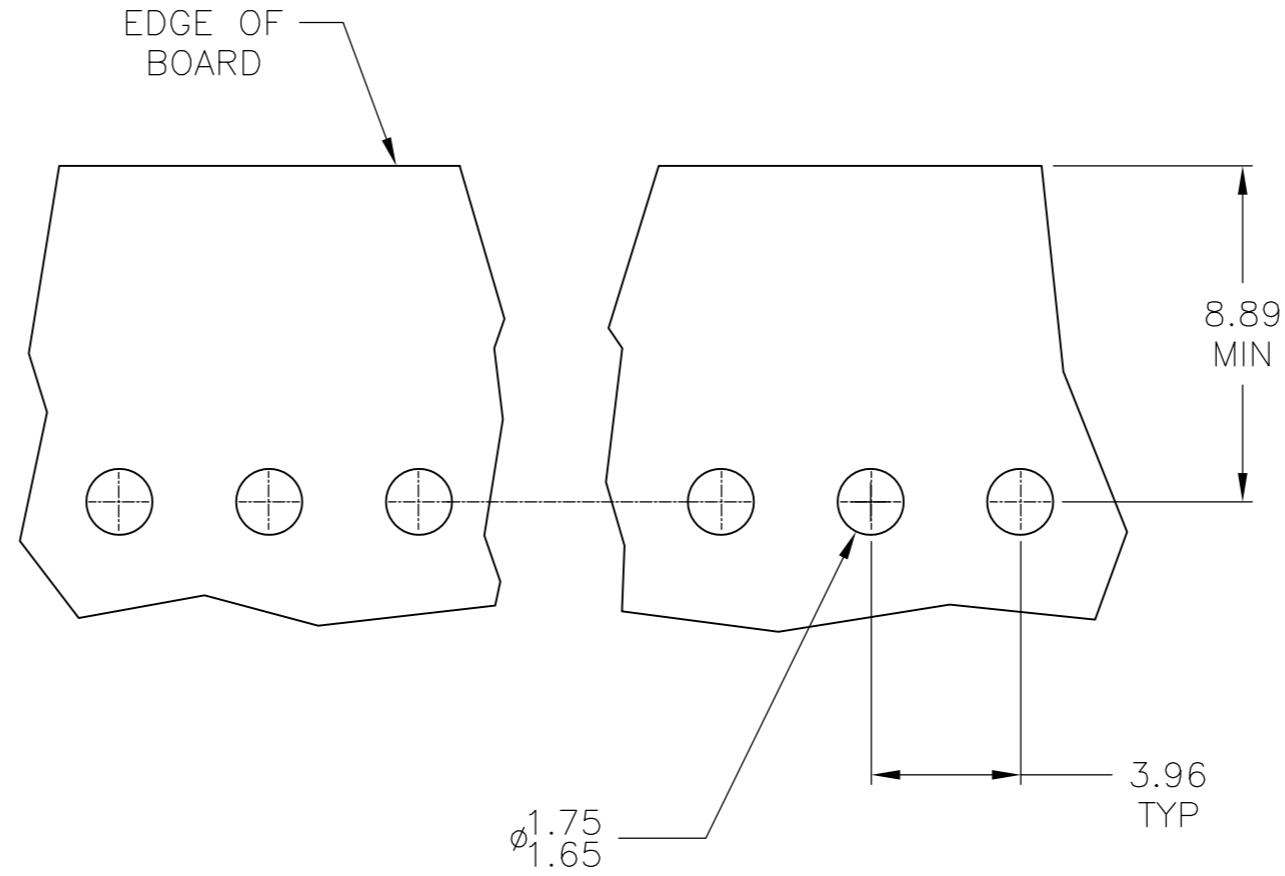
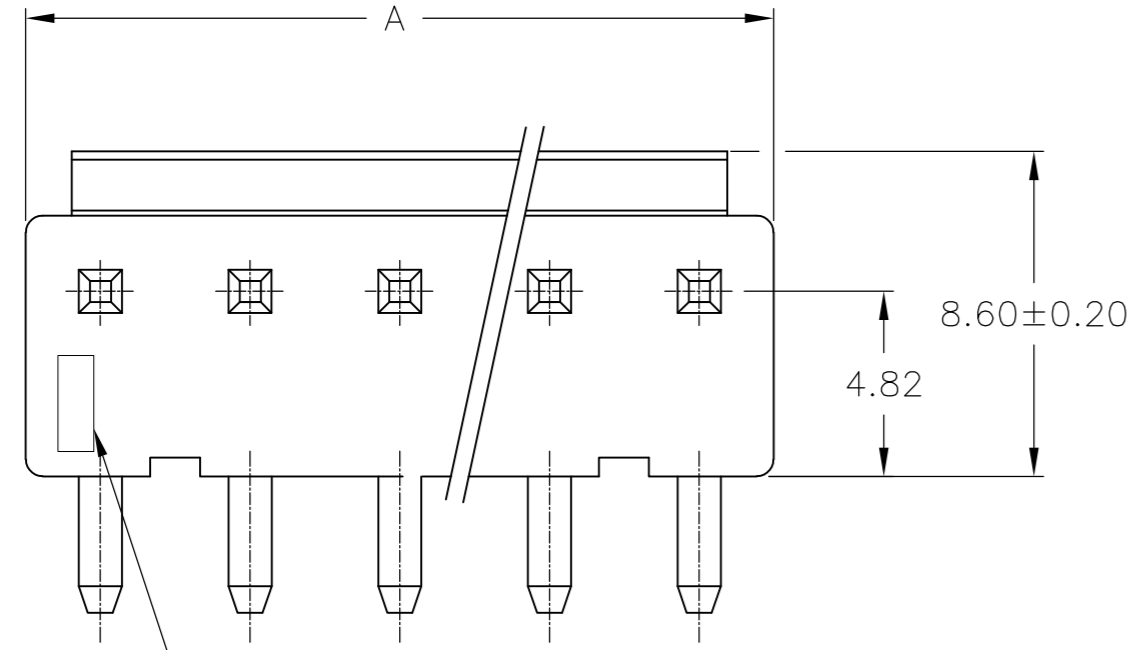
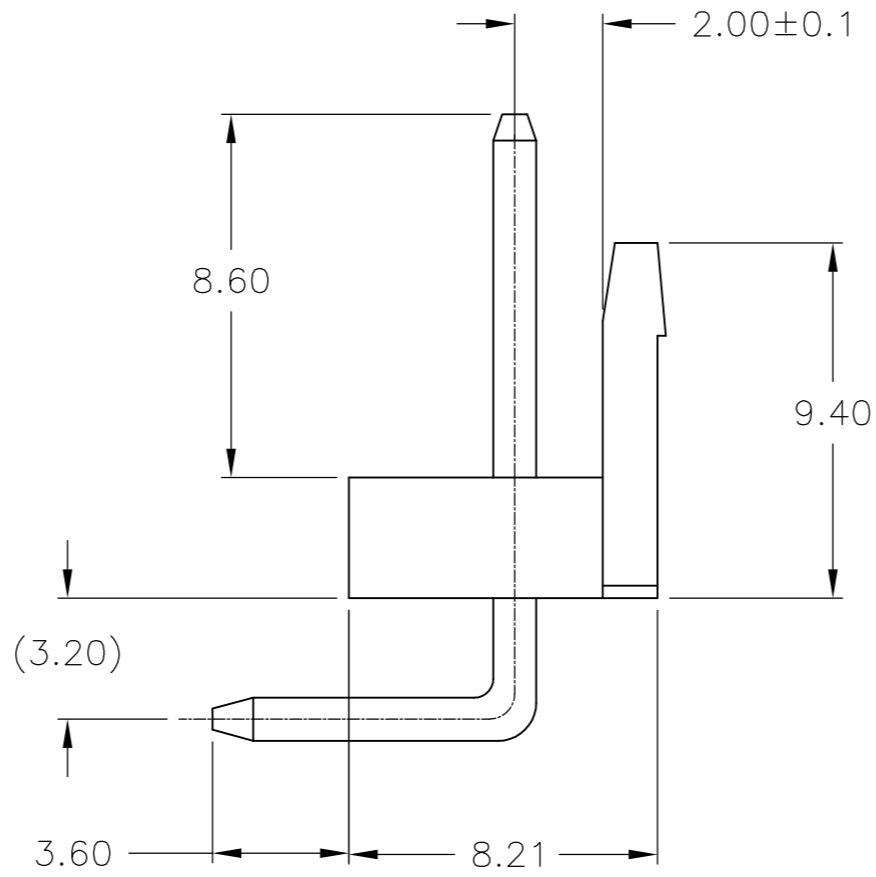
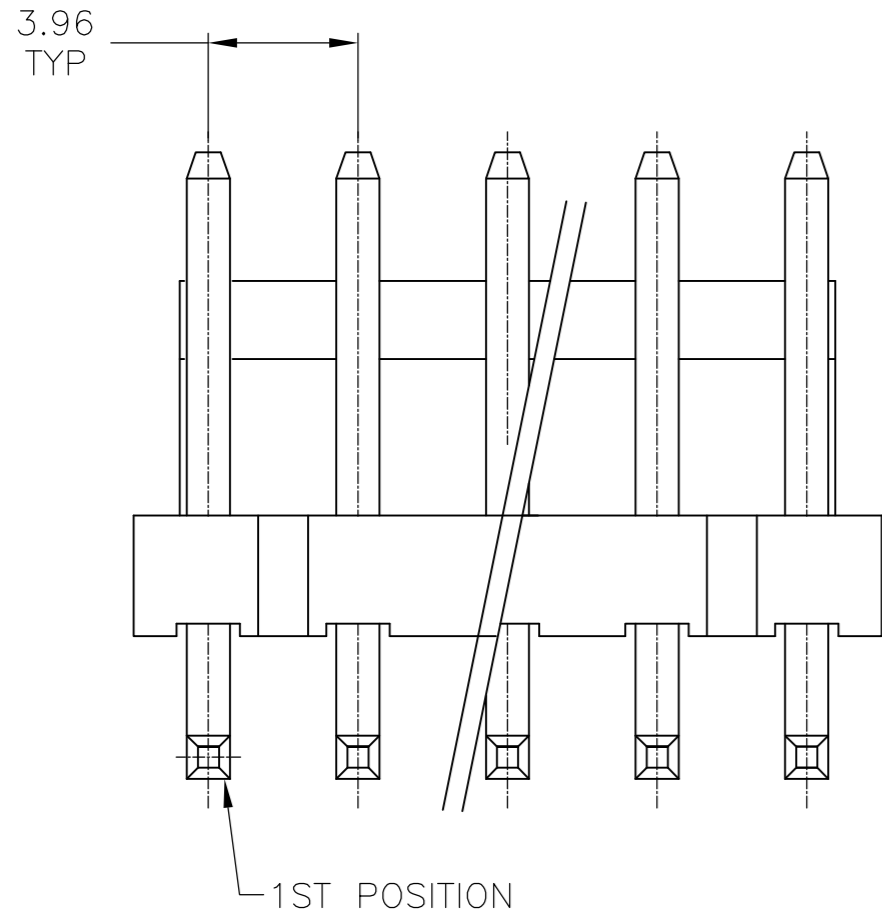


THIS DRAWING IS UNPUBLISHED. RELEASED FOR PUBLICATION
 © COPYRIGHT - By - ALL RIGHTS RESERVED.

LOC		DIST		REVISIONS			
P	LTR	DESCRIPTION		DATE	DWN	APVD	
CM	00	B		REVISED PER ECO-12-007409	20JUL12	KH SM	



- 1 MATERIAL :
 HOUSING : THERMOPLASTIC Nylon66UL94V-0.
 WHITE COLOR.
 CONTACT : BRASS.
- 2 FINISH:
 CONTACT : 80u" MIN. TIN PLATED ON
 CONTACT AREA.



47.52	12	1-647676-2
43.56	11	1-647676-1
39.60	10	1-647676-0
35.64	9	647676-9
31.68	8	647676-8
27.72	7	647676-7
23.76	6	647676-6
19.80	5	647676-5
15.84	4	647676-4
11.88	3	647676-3
7.92	2	647676-2
DIM. A CIRCUITS		PART NUMBER

METRIC

THIS DRAWING IS A CONTROLLED DOCUMENT.		DWN K. WHITAKER 22JUL04		
DIMENSIONS: mm		CHK D. BOSSI 22JUL04		
TOLERANCES UNLESS OTHERWISE SPECIFIED:		APVD D. BOSSI 22JUL04	NAME ASSEMBLY, EP HEADER, RIGHT ANGLE	
0 PLC ± 0.3		PRODUCT SPEC	SIZE A2	CAGE CODE 00779
1 PLC ± 0.25		APPLICATION SPEC	DRAWING NO C-647676	RESTRICTED TO
2 PLC ± 0.12			SCALE 5:1	SHEET 1 of 1
3 PLC ± 0.05			REV B	
4 PLC ± -				
ANGLES ± 3'0"				
MATERIAL		WEIGHT	CUSTOMER DRAWING	